









# SUMMER



## ACTIVITY PACK





# Welcome to the Summer Pack!

**Beautiful, bright days are finally here, and so is our Summer Activity Pack!** From basking in the sunshine to sizzling some tasty burgers, it's time to enjoy the best time of year. There's no better way to make the most of your time off from school than by engaging in some fun activities. Put your knowledge and skills to the test with mazes and word searches, embark on a bucket list adventure, or make a *sun*-sational recipe. **Let the summer fun begin!**

☐ FLY A KITE

☐ GO TO THE ZOO

☐ HAVE A PICNIC

☐ GO TO THE BEACH

☐ PICK BERRIES

☐ CATCH FIREFLIES

☐ GO CAMPING

☐ MAKE LEMONADE

☐ \_\_\_\_\_

☐ WATCH A SUNSET

☐ HAVE A BBQ

☐ GO ON A BIKE RIDE

☐ WATCH A SUNRISE

☐ EAT ICE CREAM

☐ GO TO THE PARK

☐ GO SWIMMING

☐ BLOW BUBBLES

☐ \_\_\_\_\_



## SUMMER ACTIVITY

**Create sidewalk chalk art!** Unleash your inner Picasso in your driveway. Draw flowers and animals or create clever games like tic-tac-toe and hopscotch with chalk.

## SUMMER CHALLENGE

### Outdoor Obstacle Course

Build your own obstacle course with items you already have! Use scrap lumber, sticks, a flat ladder, tires, hula hoops, or even pool noodles to bring your obstacle course to life.



# Fun in the Sun Word Search

Summer is finally here! Can you find all the words related to summer below?

Y I R P L M P I C N I C Y D O T V E I A L E P A U  
W E D N W E I U N E T P L I T M N E T P Z E C K C  
S R M E L E M O N A D E I D E S H R M E X R O J I  
U Y S E F Y S T K S G E W Y S R D Y S R T I C A F  
N G A U T G E Y C G E I H G A O B F G T E V O I E  
G J L H M A L N C J O Y R J L T A I L E Y J N X H  
L Z R S J M C N W Z M E L Z B Z U R E N D A U G S  
A F W O C U E O T A D H Z F E C E E F C W F T P T  
S T Z R L T T R Y T T A A T A H P F Z R A T Z X H  
S W A H I W Z I K W Q E U W C X E L I P S C I U O  
E A K F H A M E P A A P R A H S M I P A X H M G T  
S S B Y B S B F C S U E R M W Y A E C F C A B A B  
R F U N Z O D Y A A A B A C E K Z S A O E N A E R  
G I B M E Q B L A V M T U F A L A V B N S Z S Q T  
T P X O G P E H E P F P R P I M O P W R I A W Y C  
Z Q E Y H Q R Z A P Y L K Q D O T N E T Z N E K O  
F Z S F X Y R I L Z I R J Z A Y V A C A T I O N A  
Y S A T M K I N L A F O K T E Z N O I A G A I P A  
S L B A R B E C U E K W A L L O X A D I E P Z B K  
M E F K Z E S X K G M Y Z G Y M Z S W I M M I N G



- BARBECUE
- BEACH
- BERRIES
- CAMP
- COCONUT

- FIREFLIES
- FUN
- HOT
- LEMONADE
- PICNIC

- SUMMER
- SUNGLASSES
- SWIMMING
- VACATION
- WATERMELON



# Summertime Pinwheel Craft

Create your very own pinwheel. Glide it outside in the wind and watch its vivid colors spin in the warm breeze!


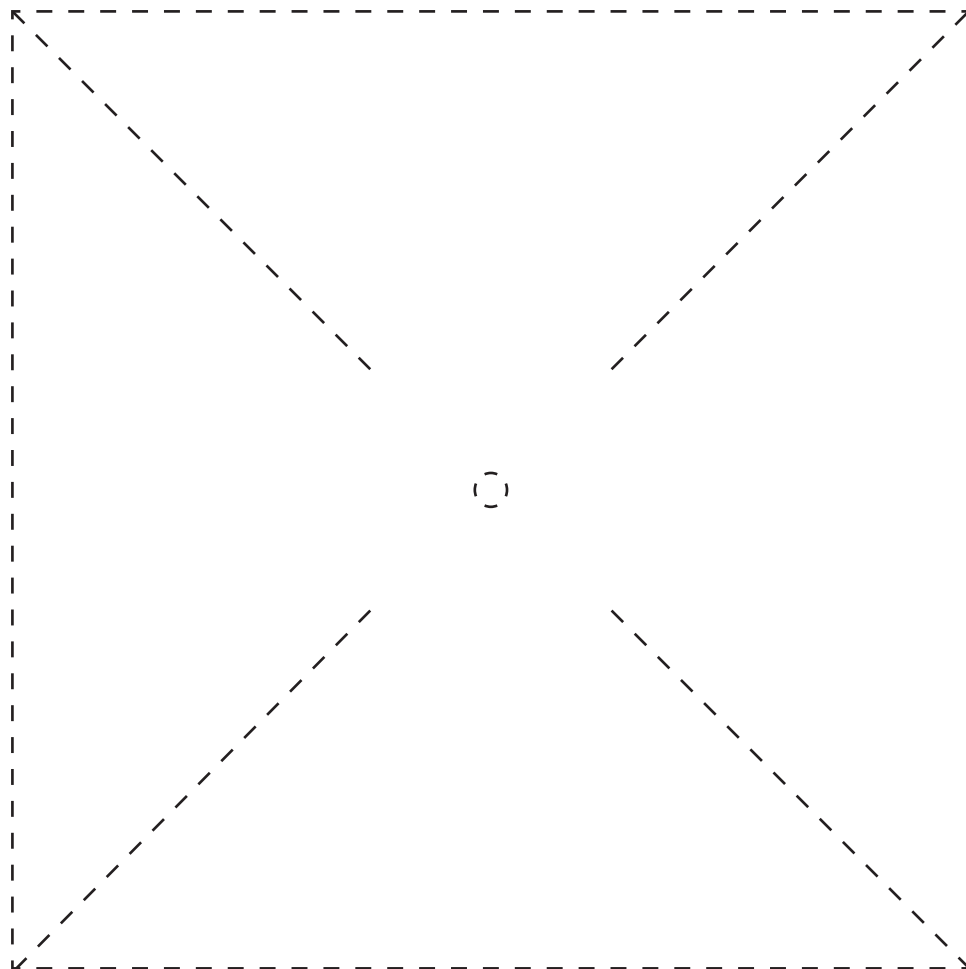


## SUPPLIES

- Scissors
- Colored pens or pencils
- Pencil with eraser top
- Split pin

## INSTRUCTIONS

- 1** Color a pattern on the pinwheel.
- 2** Cut out the pinwheel template along the dotted lines.
- 3** Bend each corner into the center of the pinwheel and, with the help of an adult, push the split pin through them.
- 4** Push the split pin into the eraser top on the pencil and watch it spin!





# Funny Fill-Ins on the Farm

Fill in the blanks on this page with the types of words described, but without looking at the story on the next page. Then, fill in the corresponding blanks on the next page with your answers from this page. Once all the blanks have been filled in, read the story aloud!

FEMALE NAME 1 \_\_\_\_\_

ADJECTIVE \_\_\_\_\_

ADJECTIVE \_\_\_\_\_

ADJECTIVE \_\_\_\_\_

TIME \_\_\_\_\_

NUMBER \_\_\_\_\_

VERB \_\_\_\_\_

PLURAL VEGETABLE \_\_\_\_\_

NUMBER \_\_\_\_\_

PLURAL FRUIT \_\_\_\_\_

TYPE OF FOOD \_\_\_\_\_

ADJECTIVE \_\_\_\_\_

PLURAL ANIMAL 1 \_\_\_\_\_

VERB \_\_\_\_\_

PLURAL ANIMAL 2 \_\_\_\_\_

THING \_\_\_\_\_

PLURAL ANIMAL 3 \_\_\_\_\_

GREETING \_\_\_\_\_

COLOR \_\_\_\_\_

ADJECTIVE \_\_\_\_\_

ADVERB \_\_\_\_\_

BODY PART \_\_\_\_\_

VERB \_\_\_\_\_

NOUN \_\_\_\_\_

ADJECTIVE \_\_\_\_\_

ADJECTIVE \_\_\_\_\_



# Funny Fill-Ins on the Farm

Farmer \_\_\_\_\_ has a very \_\_\_\_\_ life. She wakes up every morning at  
FEMALE NAME 1 ADJECTIVE

\_\_\_\_\_ and starts to \_\_\_\_\_ her cows. Next, she feeds her \_\_\_\_\_ chickens lots  
TIME VERB NUMBER

of \_\_\_\_\_. \_\_\_\_\_ has lots of other animals, too, like \_\_\_\_\_,  
TYPE OF FOOD FEMALE NAME 1 PLURAL ANIMAL 1

\_\_\_\_\_ and \_\_\_\_\_. Most of them live in her big \_\_\_\_\_ barn.  
PLURAL ANIMAL 2 PLURAL ANIMAL 3 COLOR

They also like to \_\_\_\_\_ throughout the \_\_\_\_\_ fields. Farmer  
ADVERB VERB ADJECTIVE

\_\_\_\_\_ also grows lots of \_\_\_\_\_ fruits and vegetables. Her gardens are  
FEMALE NAME 1 ADJECTIVE

very \_\_\_\_\_ and \_\_\_\_\_. She has one plant that is \_\_\_\_\_ feet tall! Her favorite  
ADJECTIVE ADJECTIVE NUMBER


foods to grow and eat are \_\_\_\_\_ and \_\_\_\_\_. At the end of the day,  
PLURAL VEGETABLE PLURAL FRUIT

farmer \_\_\_\_\_ likes to take a \_\_\_\_\_ around her farm  
FEMALE NAME 1 ADJECTIVE VERB

with her \_\_\_\_\_ and say \_\_\_\_\_ to all of her animals. Sometimes they are  
THING GREETING

\_\_\_\_\_ and a lot of work, but she loves them all with her whole \_\_\_\_\_, and she  
ADJECTIVE BODY PART





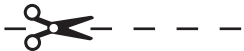

wouldn't trade being a farmer for a \_\_\_\_\_.  
NOUN





# Pineapple Fun at the Beach

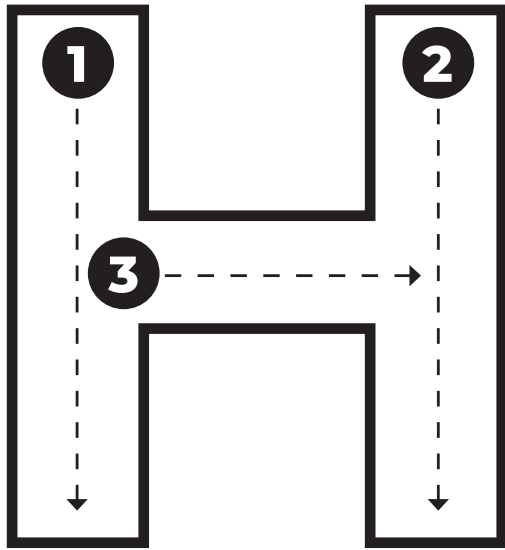
Color and cut out each item along the dotted lines below, and dress the pineapple for a sunny beach day!







# The Letter H

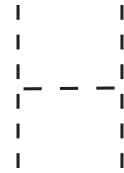
Trace, color and practice writing the letter H below.



HEIFER



HORSE



ot

ay

oliday

oney





# Heifer Ears Headband Craft

Get ready for some barnyard fun! Become the star of the farm with this *moo*-velous headband.



## SUPPLIES



Construction paper



Scissors



Glue



Stapler



Marker

## INSTRUCTIONS






- 1 Cut construction paper into long, thick strips that are the same size.
- 2 Create petal-shaped ears out of construction paper.
- 3 Decorate the ears and the construction paper band with cow spots.
- 4 Staple or glue ears to the band about 4–6 inches apart.
- 5 Staple ends of construction paper band together to make headband.
- 6 Wear your animal ears with pride!





# Summertime Sudoku

Fill in the blanks using the four pictures below. When you finish, there should be only one of each picture per row and per column.





# Word Scramble: Pop-Its Version

Who doesn't love a good firework show? Unscramble the letters to discover these 4th of July-inspired words.



1. **FLGA**      \_\_\_\_\_ **G** \_\_\_\_\_

2. **BQB**      **B** \_\_\_\_\_



3. **SATRS**      \_\_\_\_\_ **T** \_\_\_\_\_ **S** \_\_\_\_\_

4. **GLIRL**      **G** \_\_\_\_\_ **L** \_\_\_\_\_



5. **HTO SODG** **H** \_\_\_\_\_ \_\_\_\_\_ **G** \_\_\_\_\_



Bonus: **FRIEKWOSR**


\_\_\_\_\_ **I** \_\_\_\_\_ **W** \_\_\_\_\_ **K** \_\_\_\_\_





# Word Scramble: Sparklers Version

Who doesn't love a good firework show? Unscramble the letters to discover these 4th of July-inspired words.



1. **GLFA** \_ \_ \_ \_ \_

2. **RSATS** \_ \_ \_ \_ \_

3. **THO SODG** \_ \_ \_ \_ \_

4. **ILGRL** \_ \_ \_ \_ \_

5. **PSRLAEKRS** \_ \_ \_ \_ \_

6. **CBELETERA** \_ \_ \_ \_ \_

7. **QUEBEABR** \_ \_ \_ \_ \_

8. **FRIEKWOSR** \_ \_ \_ \_ \_

9. **FDREOEM** \_ \_ \_ \_ \_

10. **BILETYR LEBL** \_ \_ \_ \_ \_

Bonus: **DLEARCAONTI FO NPDEIDENENEC**



\_ \_ \_ \_ \_

\_ \_ \_ \_ \_



# Let's Go Nature Exploring!

Get ready for a wild adventure! Spin the wheel and discover the wonders of nature. Add your own idea to the blank section.

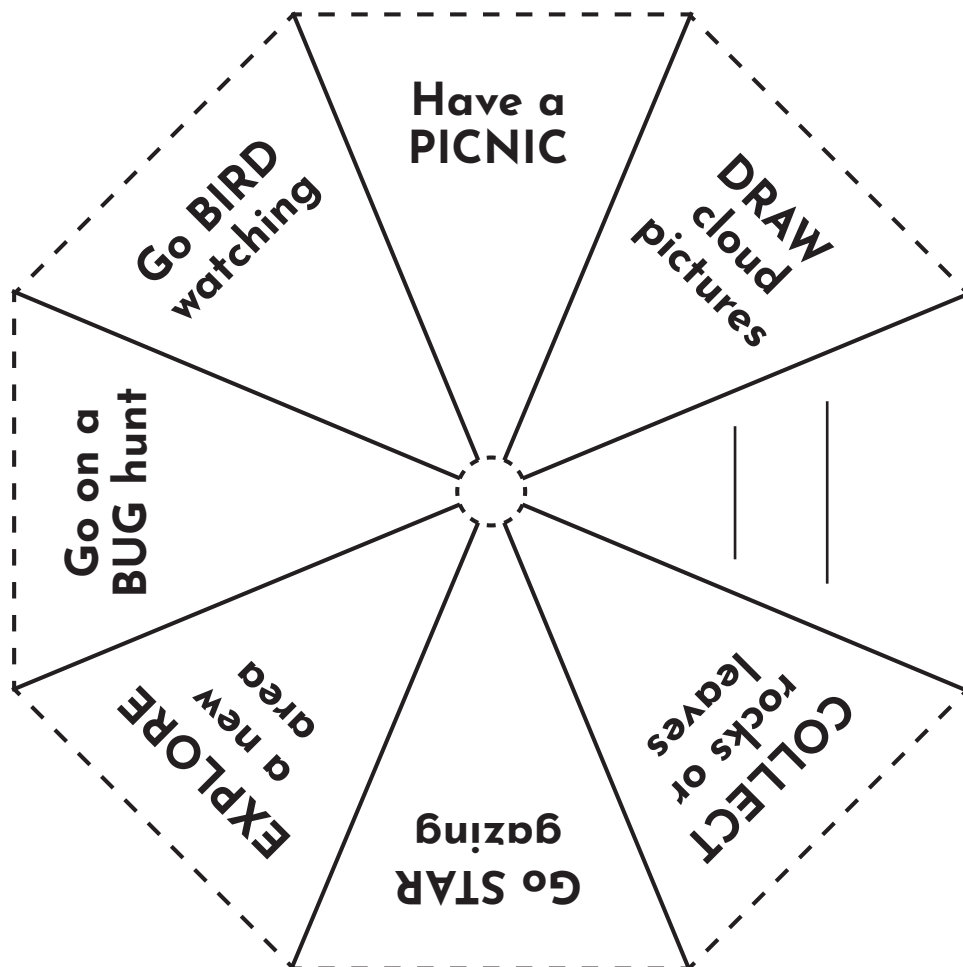


## SUPPLIES

- Cardboard
- Scissors
- Glue
- Pencil

## INSTRUCTIONS

- 1 Cut out the spinner template along the dotted lines.
- 2 Glue the spinner onto cardboard and, once dry, cut around the spinner again.
- 3 Gently push a pencil through the center of the spinner (text side facing up), then twirl the tip of the pencil on a flat surface. See which section the spinner lands on for your next adventure!





# Beat the Heat Recipes

Beat the heat and have some fun with these sizzlin' summer recipes.



## FRESH LEMONADE

### INGREDIENTS

- 12 lemons
- 2 cups sugar
- 8 cups cold water

### INSTRUCTIONS

- 1 Squeeze 9 lemons into a large pitcher.
- 2 Add 2 cups of sugar (or add less to taste) and 8 cups of cold water into the pitcher.
- 3 Stir well.
- 4 Slice the remaining lemons and add to lemonade.
- 5 Pour over a cup of ice and enjoy!



## GRILLED FRUIT KEBOBS

### INGREDIENTS

- **Variety of fresh fruit** (pineapple, bananas, pears, mangoes, grapes, strawberries, peaches, etc.)
- **4–8 skewers** (metal or wooden)

### INSTRUCTIONS

- 1 Cut fruit into large chunks or cubes.
  - 2 Place the fruit securely on skewers.
  - 3 Heat your grill for at least 10 minutes. Scrape grill and coat with a neutral oil (to help avoid sticking).
  - 4 Place skewers on the grill. Check every five minutes for sear marks. They will be done when the insides of the fruit are warm.
- QUICK TIP** • If using wooden skewers, soak them in water for at least 30 minutes before using.



## HOMEMADE ICE CREAM

This recipe makes about one pint.

### INGREDIENTS

- 3 one gallon freezer bags
- 1 cup milk
- 1 cup salt, plus a pinch extra
- Measuring cup
- 1 cup heavy cream
- 1/2 teaspoon vanilla extract
- Towel
- 1/2 cup sugar
- 10 cups ice

### INSTRUCTIONS

- 1 Pour milk, heavy cream, sugar, pinch of salt and vanilla extract into one freezer bag.
- 2 Remove as much air as possible, seal the bag and mix together.
- 3 Pour 5 cups of ice in the second freezer bag. Add 1/2 cup of salt and mix together.
- 4 Repeat for the third freezer bag (5 cups ice and 1/2 cup salt mixed together).
- 5 On half of the towel, lay the bags flat, sandwiching the ice cream mix between the two bags of ice mixture. Fold the other half of the towel over the bags for insulation.
- 6 Let the ice cream mix freeze (approximately 30 minutes).
- 7 Once frozen, serve by cutting a corner of the bag and squeezing into a bowl. Add toppings of choice.



# Answers


**CONGRATULATIONS!** You've completed the Summer Activity Pack. Thank you for letting us be part of your summer fun! We hope you made this sunny season one to remember!



## Fun in the Sun Word Search



## Summertime Sudoku



## Word Scramble: Pop-Its Version

1. **FLAG**
2. **BBQ**
3. **STARS**
4. **GRILL**
5. **HOT DOGS**
- BONUS:**
- FIREWORKS**



## Word Scramble: Sparklers Version

1. **FLAG**
2. **STARS**
3. **HOT DOGS**
4. **GRILL**
5. **SPARKLERS**
6. **CELEBRATE**
7. **BARBEQUE**
8. **FIREWORKS**
9. **FREEDOM**
10. **LIBERTY BELL**
- BONUS:**
- DECLARATION OF INDEPENDENCE**