




FEEDING **5,000** **LEADER'S GUIDE**



Dear Leader,

Thank you for using Heifer's faith-based curriculum in your class!

Our goal is to empower you to help struggling families around the world become self-reliant. By connecting scripture to experiential learning and knowledge about Heifer, our hope is that you and your students gain a deeper understanding of God's call to reach the "least of these."

We hope you and your group will discover fun and meaningful ways to respond to the call by fundraising for Heifer as we work to end hunger and poverty and care for the Earth.

Yours for a better world,



Pierre U. Ferrari
President and CEO

“

**The King
will reply,
*'Truly I tell you,
whatever you did
for one of these
brothers and
sisters of mine,
you did for me.'***

”

—MATTHEW 25:40, NIV

TABLE OF CONTENTS

Workshop Rotation Model | 3

Using Workshop Rotation Model for your program	3
Shepherds and their role	3
Opportunities for volunteers	3

Planning Guide | 4

Organize the rotation and workshops	4
Choose the fundraiser	5
Prepare for lessons, build the ark	5

Workshop Overviews | 7

Ideas For Planning | 9

Venues	9
Age groups	9

Fundraising Programs | 10

Fill The Ark	10
Living Gift Market	10

WORKSHOP ROTATION MODEL

Using Workshop Rotation Model for your program

Feeding 5,000 is a Heifer International curriculum that is most effective using the Workshop Rotation Model. The program is broken into four sessions of one hour each, which will give you the opportunity to select any four themes, listed on page 7.

This is the educational and faith foundation for raising awareness of Heifer's mission. To make connections between Heifer, scripture and acting out of faith, select the themes that work best for your church. Invite others from the congregation with certain gifts to help raise awareness about how faith intersects with Heifer. Then, use that momentum as a catalyst to launch a Heifer fundraiser.

In this Workshop Rotation Model, participants attend workshops over several weeks, learning about the aspects of the Christian call to action and the connection to Heifer. Teachers stay in the same workshop and teach the same lesson to different groups each week.

A typical rotation in a Workshop Rotation Model Sunday School is four weeks and may follow the chart below. Feeding 5,000 offers flexibility to adapt the program to best suit the needs and talents of the congregation. If the Workshop Rotation Model works best as a 12-week program for your congregation, you may want to add to or adjust the workshop activities, as a few will be repeated.

WORKSHOP ROTATION MODEL SUNDAY SCHOOL

Example program grid for Grades 1-6

Week	Workshop 1 Theme 1	Workshop 2 Theme 2	Workshop 3 Theme 3	Workshop 4 Theme 4
Week 1	1st Grade	2nd Grade	3rd/4th Grades	5th/6th Grades
Week 2	2nd Grades	3rd/4th Grades	5th/6th Grades	1st Grade
Week 3	3rd/4th Grades	5th/6th Grades	1st Grade	2nd Grade
Week 4	5th/6th Grades	1st Grade	2nd Grade	3rd/4th Grades

Shepherds and their role

In addition to teachers, shepherds are also vital to the Workshop Rotation Model program. Ask an adult to serve as a shepherd for each workshop. Shepherds guide students from the initial gathering time to the workshop and serve as a second adult in the classroom. At the end of the hour, they can help the group weave together information they learn at each workshop.

Opportunities for volunteers

Enlist volunteers to take on only one piece of the Workshop Rotation Model. This reflects the Heifer Cornerstone of Full Participation. We suggest recruiting the following volunteers to create a successful program.

- Gathering time leader
- Workshop teacher (1 per workshop, 4 total)
- Shepherds (1 per group, 4 total)
- Fundraising coordinator

PLANNING GUIDE

This guide is tailored to help you organize the Workshop Rotation Model simply and effectively by following these steps.

Step 1: Organize the rotations and workshops

Step 2: Choose the fundraiser

Step 3: Prepare for lessons, build the ark

Step 1: Organize the rotations and workshops

A. Consider the number of workshops needed

- How many children are expected?
- How will the children be divided into groups?
 - » Are there enough children for a viable class for every grade?
 - » Can certain grades be combined into one class, like 2nd and 3rd grades?
 - » If only two classes are needed, can they be divided based on being readers or non-readers?
 - » Will it be a one-room Sunday School or classroom setting?
- The number of groups of children equals the number of workshops. Even a one-room Sunday School will need four different workshops, one for each of the four Sundays.
- Assign Groups A through D in the chart below to each group that will go through the rotation.

B. Choose the workshops

- Look at the workshop overviews on page 7.
- Choose four of the workshop rotation ideas:
 - » Which ones are immediately appealing? Why?
 - » Do people in the church have certain gifts whom you may consider asking to serve as teachers in a particular workshop?
- Write the names of the chosen workshops across the top row of the chart.
- Write the room numbers across the third row.

C. Figure out the rotation

Workshop	Workshop 1	Workshop 2	Workshop 3	Workshop 4
Teacher				
Room				
Week 1	Group A	Group B	Group C	Group D
Week 2	B	C	D	A
Week 3	C	D	A	B
Week 4	D	A	B	C


D. Invite people who can make the lesson come to life. Write their names across the second row titled "Teacher."

E. Repeat steps for each four-week unit you run the program.

Step 2: Choose the fundraiser

A. Fill the Ark

Fill the Ark begins by distributing giving banks and calendars to each participant—teachers and shepherds can be involved, too. After four weeks, set aside time during worship to collect the banks and celebrate the generosity of the church.



B. Living Gift Market

Living Gift Market is a celebration of the church's awareness of how its faith life intersects with Heifer's work. We recommend running the Workshop Rotation Model for four weeks before hosting a Living Gift Market. Children can create various animal booths in their workshops that can be used in the market. Also, small groups can volunteer to create and host a booth for a particular animal.



ADDITIONAL RESOURCES

Animal inserts

These take-home cards highlight animals that Heifer gifts to participants and features fun facts and details on how they assist families around the world.

Congregation bulletin insert

Educate your congregation about Heifer and Feeding 5,000 by printing these inserts to add in your church bulletin. This will also encourage giving when you coordinate one of the fundraisers or introduce an offering envelope as part of the program.

Congregation offering envelope

Include this offering envelope either in your church bulletin or in common areas where they can be easily seen as a way to raise funds for Heifer during the program.

Find details for ordering the fundraisers and additional resources at the bottom of page 10, or call 888.5HUNGER (888.548.6437).

Step 3: Prepare for lessons, build the ark

If your program includes time for the whole group to gather, four sessions are included in the Feeding 5,000 lessons guide that highlight Heifer's 12 Cornerstones for Just and Sustainable Development.

Planks of the Ark feature one of Heifer's Cornerstones and a corresponding scripture. A Heifer animal is added onto the deck to represent each Cornerstone. This gathering time links the group and encourages participation in Fill the Ark or Living Gift Market fundraisers. See the resource kits at www.heifer.org/Faith for details.



BUILD THE ARK OVERVIEW

Week	Cornerstone	Scripture	Animal
1	Passing on the Gift	GENESIS 9:16 God's covenant with Noah	Heifers
2	Sustainability and Self-Reliance	GENESIS 41:47-49, 56-57 Joseph, abundance and famine	Chickens
3	Improved Animal and Resource Management	GENESIS 6:18-22 Noah and the animals	Bees
4	Sharing and Caring	GENESIS 45:9-11 Joseph shares his abundance	Pigs
5	Improving the Environment	PSALM 8:3-9 Dominion over creation	Rabbits
6	Gender and Family Focus	LEVITICUS 19:9-10; RUTH 2:2 Gleaning	Water Buffalo
7	Training, Education and Communication	PROVERBS 22:6 Train up a child	Goats
8	Spirituality	PSALM 63 My soul thirsts for you, O Lord	Trees
9	Full Participation	MATTHEW 14:13-21 Feeding of the 5,000	Fish
10	Nutrition and Income	1 SAMUEL 28:22 Eat, that you may have strength to go on your way.	Sheep
11	Accountability	EZRA 6:2 A record	Llamas
12	Genuine Need and Justice	MICAH 6:8 What does the Lord require of you...	Ducks/Geese

WORKSHOP OVERVIEWS

Just as Heifer offers a diverse selection of animals to suit unique environments, this curriculum offers a variety of workshops to suit the needs of every church. These overviews provide a scripture, a connection to Heifer and an overview about what can be done in the workshop.

This curriculum is much like Heifer's strategy of Passing on the Gift®. Teachers use their gift to pass on knowledge and an active faith. The potential is for the whole congregation to be energized about developing a relationship with Heifer.

Themes	Scripture	Overview
Art	Feeding of the 5,000 JOHN 6:1-14	Learn how fish have been the subject in miracles, Christian art, the church and Heifer. Make a fish banner or mobile.
Cooking	Noah's Ark GENESIS 6:11-12 GENESIS 7:1-5	Learn about animals Heifer provides and make a gingerbread ark or animal cookies/crackers.
Games	The Great Commandment MATTHEW 22:35-40 MARK 12:28-34 LUKE 10:25-28	Who is my neighbor? Use balloon games to learn about how Heifer focuses on community and neighbor supporting neighbor.
The World	The Lord's Prayer MATTHEW 6:9-25 LUKE 11:1-4	Review maps and learn how maps impact our global view. Focus on how resources of the Earth are unevenly distributed and how Heifer is working to eliminate world hunger and poverty.
Make Your Own Video	The Samaritan Woman at the Well JOHN 4:1-42	The Samaritan Woman and Sharada from Nepal tell their stories of transformation and living water. Highlight women's empowerment and water. Make video ads for the various commodities Heifer offers.
Puppetry	The Incarnation JOHN 1:1, 14 LUKE 2:1-7	Hear the story of St. Francis of Assisi and how he developed the Nativity as a witness to the birth of the Christ child. Enact a puppet show of the Christmas carol, "The Friendly Beasts," adapted to highlight the range of animals that Heifer uses as living loans.

Environment	The Great Commandment MATTHEW 22:35-40 MARK 12:28-34 LUKE 10:25-28	Do science experiments to learn about being good ecological neighbors. Learn how Heifer trains people in sustainable agriculture practices, including organic gardening.
Storytelling	Paul's Conversion ACTS 9	Hear Dan West tell his story about the role his faith played in the founding of Heifer. Create drip candles to remember the diversity of Heifer commodities and an awareness of God's presence.
Drama	Ezekiel in Valley of the Dry Bones EZEKIEL 37	Review the story of how Ezekiel was used to renew people in exile in Assyria and Babylon. Enact a drama to illustrate how Heifer renews families through the gifts of livestock and training.

Workshop for preschoolers

Help preschoolers form biblical connections using Noah's Ark, the Great Commandment, Feeding 5,000 and the Lord's Prayer with the workshop specifically for preschool-age students.

GENESIS 7:1-5	Noah's Ark
MATTHEW 22:35-40	The Great Commandment
JOHN 6:1-14	Feeding of the 5,000
MATTHEW 6:9-14	The Lord's Prayer

IDEAS FOR PLANNING

The basic set of nine workshops lends itself to being shuffled into a variety of venues.

Venues

Workshop Rotation Model Sunday School

Drop this rotation into your program. Choose among nine different workshops and offer the ones that best suit the needs of your church and the volunteers you recruit to help.

Traditional Sunday School

Use this rotation model as a change of pace from being in one class with the same teacher all year. We recommend covering one Cornerstone and one scripture each week.

Midweek program

With nine different workshops, this can provide a full quarter of material for a midweek program. Each season—spring, summer, autumn and winter—offers the opportunity to focus on Heifer for an extended period of time.

Vacation Bible School

Vacation Bible School programs can use this curriculum in combination with running the Fill the Ark fundraiser.

Each fundraising program has its own Leader's Guide, which may be downloaded for free at www.heifer.org/Faith.

Age groups

Preschool – Kindergarten

While there is a preschool component to this curriculum, they are not included in the rotation since this age prefers the security of being in the same room with the same teachers. They will learn about Heifer in ways that plant the seed of awareness.

First – Sixth Grades

Grade schoolers will find this to be a fun, interactive and enlightening program as they learn about Christian service through Bible study, engaging activities and Heifer's mission and work around the world.

Tweens and Youth

Tweens and youth are working on forging their identity and look for ways to serve

with purpose. It is a perfect time to explore the call to act on their faith. A great opportunity is awaiting them.

Adults

Many adults are lifelong learners. Our interactive workshops will connect their faith to our mission, inspiring a community of changemakers.


Intergenerational

When people of all ages learn something new together, the opportunities for different generations to pass their faith onto each other are profound. As people experience "Aha!" moments, they share in a way that enlightens the whole group.

FUNDRAISING PROGRAMS

Fill the Ark and Living Gift Market are both well-established Heifer fundraisers. Select the one you think best fits your congregation's interests and capacity. Also, consider the challenge of the Gift Ark, raising \$5,000 to purchase an entire menagerie of animals. The Gift Ark includes pairs of water buffalo, heifers, sheep and goats, along with bees, chicks, rabbits and more.

Whatever gift you decide, we want to recognize your accomplishment. Please share your story with us at Whencowsfly.com, or on social media, on Facebook (Heifer International), Twitter (@Heifer) or Instagram (@HeiferInternational) using the hashtag #HeiferFaith.




Fill the Ark

Fill the Ark raises funds by distributing and collecting giving banks and calendars. Four weeks after distributing the giving banks and calendars, set aside time during worship to collect the banks and celebrate the generosity of the church.

The program works best with one organizer who orders materials, manages promotion, distributes and collects banks and calendars, counts contributions, and reports the total and sends the check to Heifer.

A Fill the Ark leader's guide is available at www.heifer.org/Faith with suggestions on how to launch the program and worship ideas. Order the giving banks and the calendars (one per family) by phone at 888.548.6437. The sample kit for all three items is RF3006000.



Living Gift Market

Living Gift Market sets up a marketplace with booths that "sell" food- and income-producing animals like goats, bees, chicks and heifers. Booths are creatively decorated and often interactive. Pairing this fundraiser with educational workshops provides a biblical foundation and appreciation of Heifer.

This program works best with one organizer to oversee promotion, confirm booth hosts and coordinate with the education program. This method requires planning as lead time is needed to create the booths. Groups within the congregation create booths that focus on attributes of Heifer commodities. The more booths the merrier.

Download a free Living Gift Market leader's guide online at www.heifer.org/Faith, or call 888.547.6437 or order a hard copy. Please reference item number RLP005000.

See additional resources on page 5.