



FEEDING 5,000

**COOKING
WORKSHOP**



OVERVIEW



SCRIPTURE

Genesis 6:5-9:17



CONNECTION

One of the great salvation stories in the Bible is about Noah, the flood and his ark. God built a relationship with Noah before giving him a big special assignment: building an ark. The covenant God created after the rain extends to how we treat our neighbors and our environment. Heifer mirrors this covenant by providing animals to people in need so they can have a new beginning.



MAIN IDEAS

- God wants a real, authentic relationship with each individual
- God created a covenant between God and Noah; in response to this covenant, we are called to care for our neighbors and the Earth in ways that please God
- Heifer provides animals to people in need so they can have a new beginning, which mirrors the covenant between God and humankind



HIGHLIGHTS

- Share the story of Noah's ark
- Learn about the animals Heifer provides
- Hear how animals changed the lives of two Heifer project participants
- Create ark and animal cookies, as well as a 3D ark



SUPPLIES AND ADVANCE PREPARATION

Make ark and animal cookies along with a cardboard ark. At the end of the unit, the ark can be sold to raise money for Heifer.

- Ark and animal cookies
 - » Pre-made animal cookies
 - » Cookie decorations (icing, sprinkles, candies, etc.)
- 3D Ark
 - » Corrugated cardboard (this is a great way to reuse shipping boxes)
 - » Duct tape or hot glue gun (depending on age and skill level of students)
 - » Pencils
 - » Exacto knife or scissors
 - » Patterns on Pages 5-6

Depending on your students' ages and skill levels, trace the 3D ark pattern onto cardboard and cut it out before class, particularly with younger students. For older students, invite additional adult leaders to help supervise the activity to avoid injury. You may want to cut out several ark pieces if your group is large enough to divide into teams.

LESSON

INTRODUCTION

Share the story of Noah's ark with the children. This can be directly from the Bible or from a storybook. Remember to emphasize that the important aspect of the story is the establishment of the covenant between God and Noah.

The story of Noah's ark is one of hope and salvation. People were making poor choices so God decided to start over again. Today, people continue to make choices that put other people at risk of hunger and poverty. Noah was a powerful example for Heifer founder Dan West. When he saw hungry children, West chose to take action. Like Noah, West gathered animals as he set on a mission to change the world. Heifer provides the gift of animals that give people a second chance at life. Heifer animals provide life-saving nutrition and add protein to inadequate diets. Money earned from selling animal products such as cheese, eggs and woven goods helps families afford school for their children, as well as medicine and housing improvements.

Have the class make a list of as many farm animals as they can. Noah had lots of other animals on the ark, but this exercise will focus on farm animals.

- What does each animal provide for the farmer? See how your list compares to the list of animals Heifer provides. (See Animal Inserts)
- What animals did you miss?

Heifer works with local communities to determine what animal is best suited for its needs and environment. Heifer also trains farmers on how to keep their animal, their family and their environment healthy. As you make the ark and cookies, continue to talk about the different animals, referring to your list and the information about the animals Heifer provides.

It is impossible to measure the value of the love shared from your congregation to the recipients of the gifts from Heifer. The gift not only improves the life of the farmer; it also improves the lives of the families who receive a pass on and eventually the whole community!

DISCUSSION

- What does a farmer receive from a sheep? (wool/milk/manure/etc.)
- How do farmers prepare for receiving their animals?
- What do they need so the animals can be happy and healthy? (shelter, food for the animals, water)
- Where do alpacas/fish/geese (or other animals) live?

ARK AND ANIMAL COOKIES

Pre-make ark and farm animal cookies using commercially available cookie cutters or using a pattern. If your church provides a kitchen, consider holding class in the the kitchen to give students a hands-on opportunity to help with baking the cookies. (Find Heifer Farm's Gingerbread Cookie Recipe [here](#).) While cookies are baking, students can assemble the cardboard ark(s) as a backdrop for the cookies.

Make or purchase cookies for the following:

- To raise money for Heifer
- To pass on to a member of the congregation, like the farmers pass on the gift of an animal to another deserving farmer
- For the students to enjoy

3D ARK ASSEMBLY INSTRUCTIONS

Once the ark pieces are cut out using the corrugated cardboard, encourage students to work together to assemble the ark—much like a puzzle. This illustrates Heifer's Cornerstone of Full Participation where everyone in the group contributes to the overall success of the finished product.

Starting with the base of the ark, add the ark back using the tape or hot glue to attach the long edges. Lay the ark on its back and add the deck. Then, angle the ark sides from the short edges of the deck down to the base. While the ark is still on its back, add the ark front piece.

Stand the ark upright to join the cabin back to the cabin sides before adding the front. Then, use hot glue or duct tape to affix the two roof pieces.

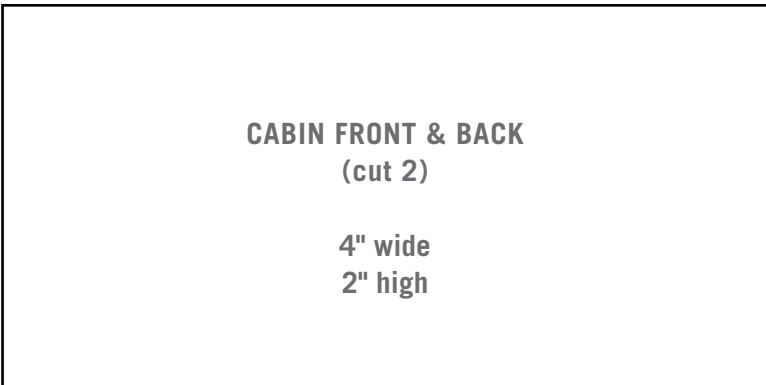
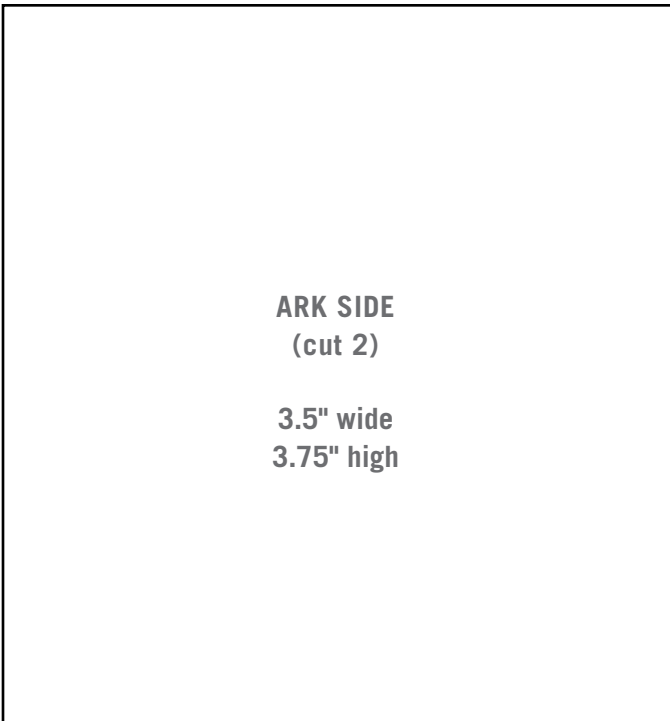
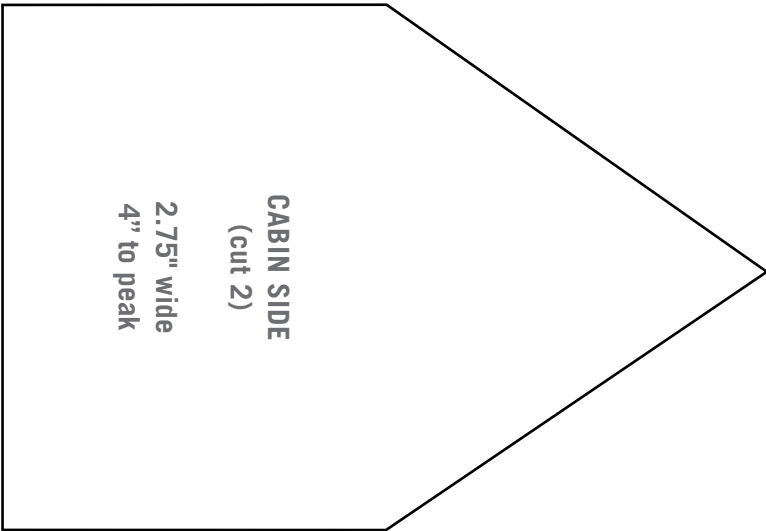

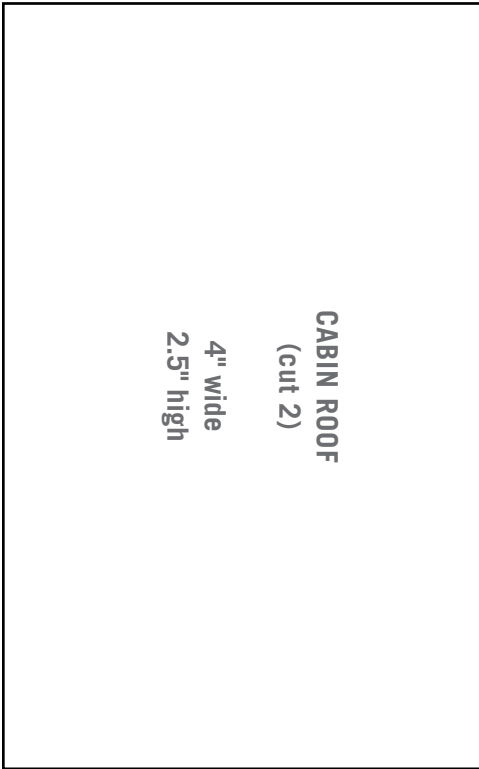
FUNDRAISING OPPORTUNITIES

Heifer's recipe for success includes working with local farmers around the world. Your recipe for success will involve working with the members of your congregation to learn about Heifer and to find meaningful ways to support our work.

Heifer has a special program called Fill the Ark in which congregations are encouraged to raise \$5,000 to provide a Gift Ark. This can be developed as an ongoing project for a congregation until the \$5,000 goal is reached or animals can be purchased along the way as funds are raised. One way to begin this fundraising is by creating a large ark and selling it.

CLOSING PRAYER

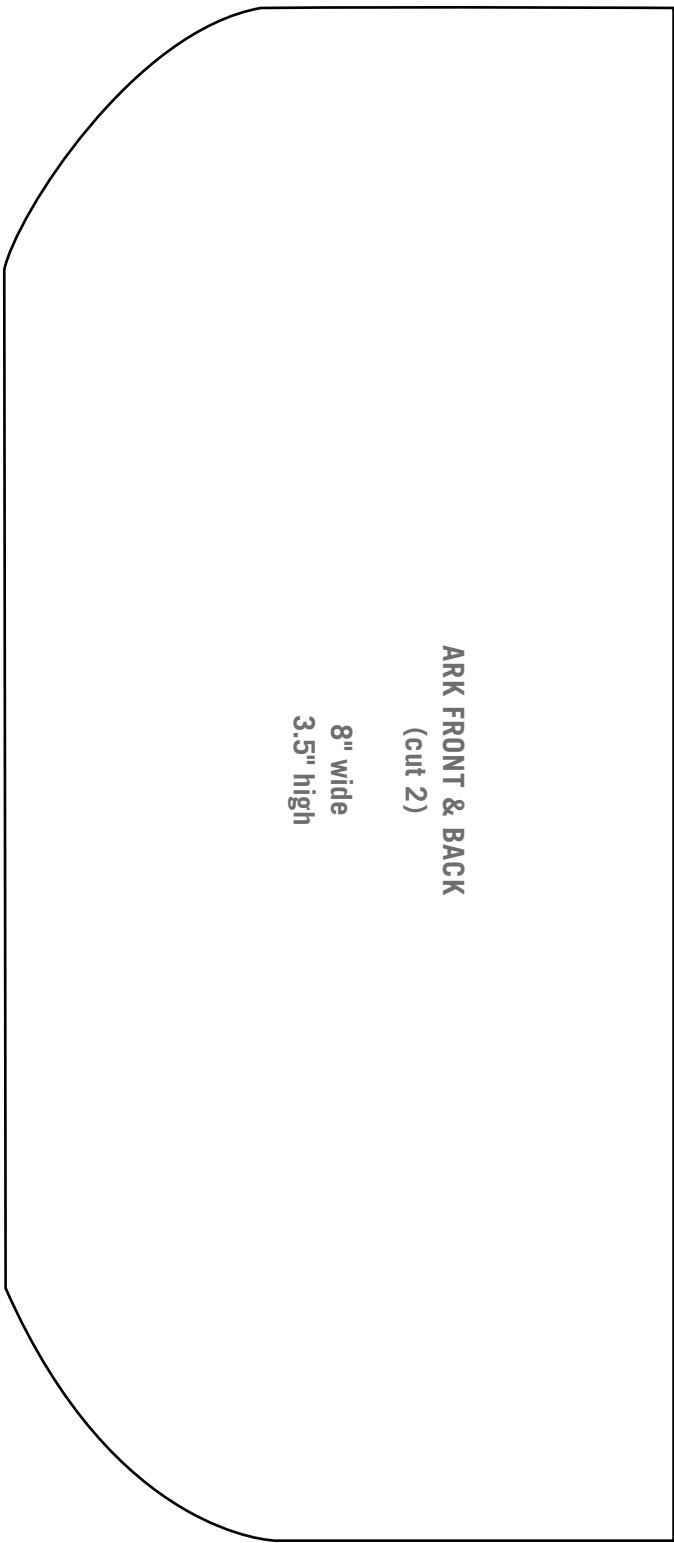
Lord, thank you for keeping your promises from long ago. We pray you will show us opportunities to care for our neighbors—whether they are next door or around the world. May we always seek to make good choices that affect those around us in a positive way so that they will know our love. Amen.





ARK DECK (cut 1)

**8" Wide
3.5" high**



**ARK FRONT & BACK
(cut 2)**

**8" wide
3.5" high**